



Pemeriksaan sistemik pada perawatan luka

Ns. Ratna Aryani, M.Kep, ETN



ratnaaryani16@gmail.com

Pembahasan

01

Anamnesa



02

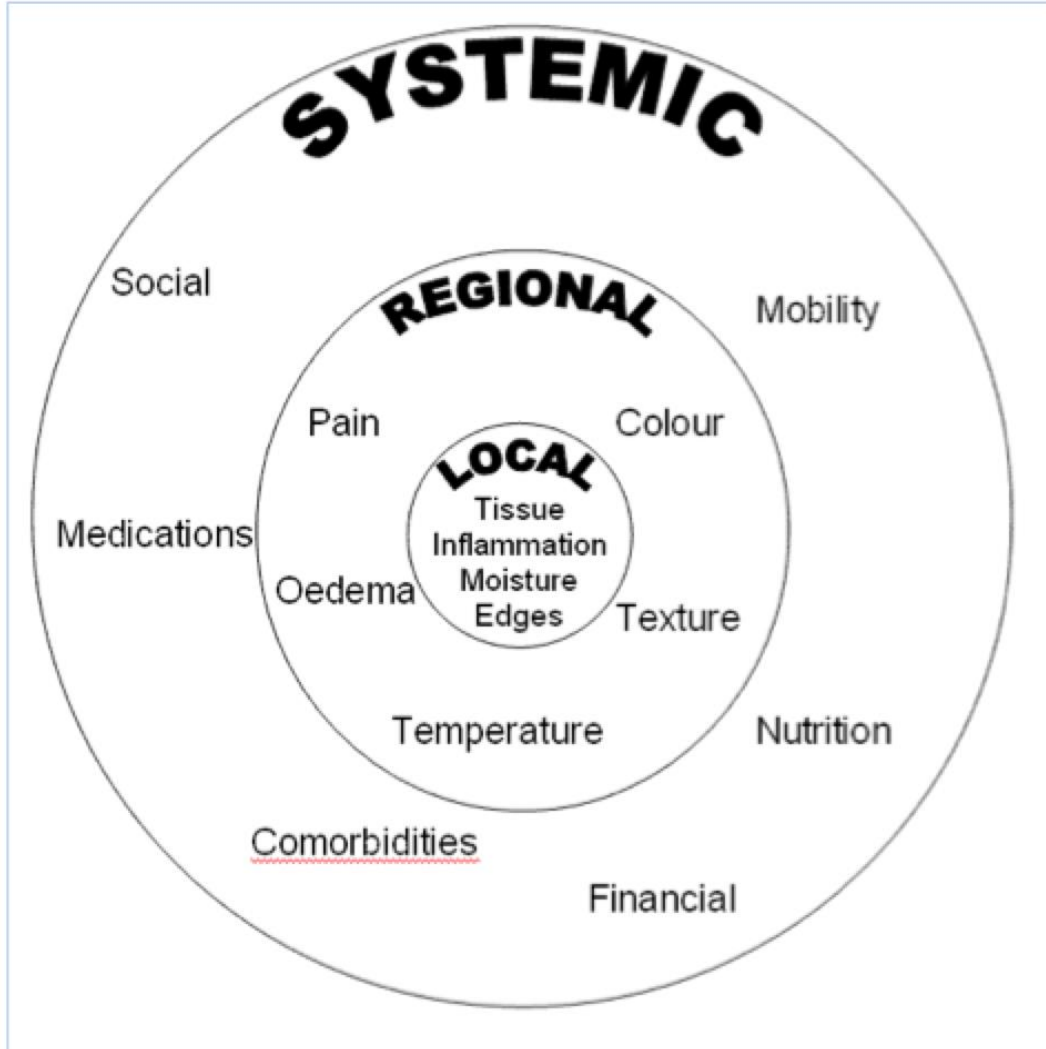
Pemeriksaan Fisik



03

Pemeriksaan Diagnostik





Wound Care Resources (2015)

Anamnesa

Usia



Psikologis & social support

Riwayat kesehatan & medikasi



Riwayat alergi

Riwayat kejadian luka



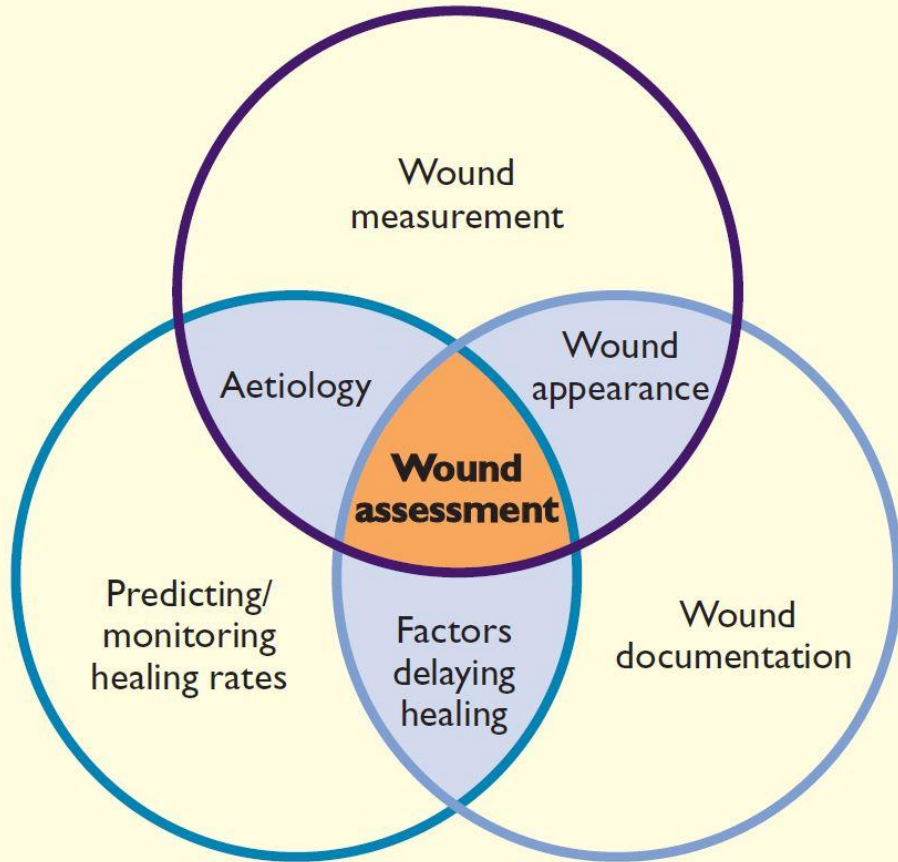
Status nutrisi

Gaya hidup : merokok, alcohol, olahraga



Nyeri

Persepsi terhadap luka



Pemeriksaan Fisik :

Lihat pengkajian luka

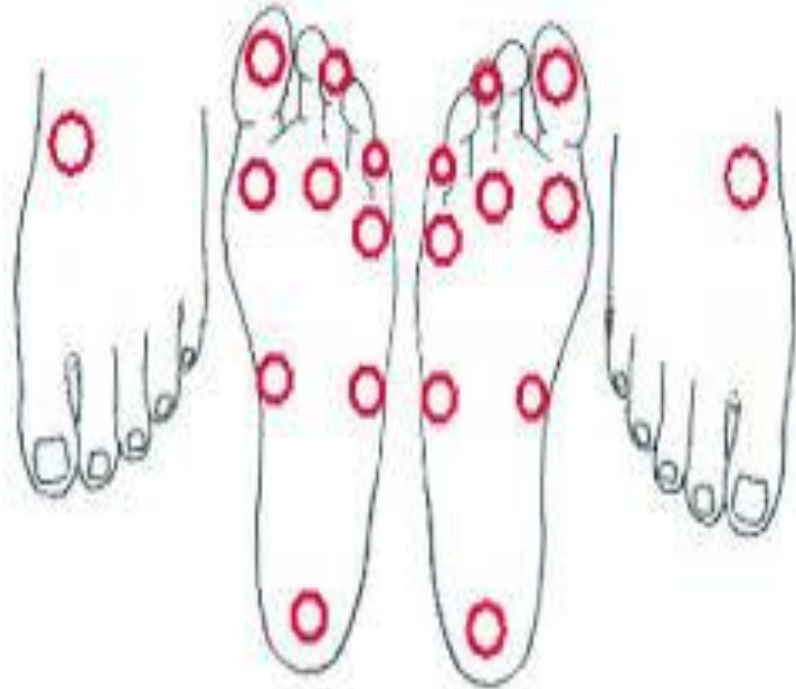
Pemeriksaan sensori atau sensasi

Pemeriksaan sirkulasi

Pemeriksaan pulsasi

PEMERIKSAAN SENSASI MONOFILAMEN


- Cek 10 titik dengan monofilament.
- Jangan lakukan pengecekan di atas kalus yang tebal.
- Minta klien untuk menutup matanya dan ucapkan “ya” ketika klien merasakan titik yang disentuhkan monofilament.



10 titik terdeteksi

7-9 titik terdeteksi

0-6 titik terdeteksi



Letakkan monofilament
menyentuh kulit di
salah satu area
penekanan

Berikan penekanan sampai
monofilament menekuk ke arah
atas kurang lebih 1 cm selama
kira-kira 2 detik

Longgarkan
kembali

BAGAIMANA CARA MENGGUNAKAN MONOFILAMENT ?

British Columbia Provincial Nursing Skin and Wound Committee (2012)

ratnaaryani16@gmail.com

PEMERIKSAAN PULSASI KAKI

Lakukan palpasi di area Dorsalis Pedis.
Jika tidak terasa, palpasi bagian Posterior tibial



Dorsalis Pedis



Posterior Tibial

Pemeriksaan Diagnostik



Laboratorium darah

DPL, fungsi hati, fungsi ginjal, GD,



Mikrobiologi

Bacterial swab culture



Biopsi Luka



Radiologi

Rontgen, MRI



Pemeriksaan Vaskular

Dopler vascular (ABPI), angiografi

REFERENCES

- Brown, Annemarie. (2018). The principles of holistic wound assessment. Nursing Times 11.11.15 / Vol 111 No 46
- Ousey, Karen and Cook, Leanne (2011) Understanding the importance of holistic wound assessment. Practice Nursing, 22 (6). pp. 308-314. ISSN 0964-9271
- Wound Care Resources. (2015). Diunduh di <http://woundcareresource.com/assessment.html>



- British Columbia Provincial Nursing Skin and Wound Committee (2012). Monofilament Testing for Loss of Protective Sensation of Diabetic/Neuropathic Feet for Adults & Children. Diunduh di <https://www.clwk.ca/buddydrive/file/procedure-monofilament-testing/?download=106%253Aprocedure-monofilament-testing-for-lops>
- David G. Armstrong, D.G; Boulton, A.J.M; Bus, S.A. (2017). Diabetic Foot Ulcers and Their Recurrence. The new England Journal of Medicine. 2017;376:2367-75. DOI:10.1056/NEJMra1615439
- Diabetes Canada. 60-second Diabetic Foot Screen Screening Tool. Diunduh di <https://www.diabetes.ca/CDA/media/documents/clinical-practice-and-education/professional-resources/60-second-diabetic-foot-screen-tool.pdf>

THANK YOU

Do you have any questions?
ratnaaryani16@gmail.com
HP : 085880293939



CREDITS: This presentation template was created by **Slidesgo**, including icons by **Flaticon**, and infographics & images by **Freepik** and illustrations by **Stories**.

Please keep this slide for attribution.